



### District Report Card: 2017


<b>State:</b> Bihar	<b>District:</b> Supaul
<b>Class:</b> 5	<b>Subject:</b> Language
<b>Schools:</b> 61	<b>Students:</b> 1304


### Participation/Coverage


#### Students

<div>GENDER</div> <div></div>	Boys		Girls	
	Number	%	Number	%
	638	48.93	666	51.07

<div>AREA</div> <div></div>	Rural		Urban	
	Number	%	Number	%
	1249	95.78	55	4.22

<div>CATEGORY</div> <div></div>	SC		ST		OBC		GEN	
	Number	%	Number	%	Number	%	Number	%
	256	19.63	2	0.15	913	70.02	133	10.20

<div>CWSN</div> <div></div>	LD	VI	HI	S&LD	ID	Oth
	1	7	0	3	2	0

<div>Management</div> <div></div>	Government		Government-aided	
	Number	%	Number	%
	1304	100.00	0	0.00

### Average Performance of Students in Language (%)

Overall	Gender		Area		Management		Social Group			
	Male	Female	Rural	Urban	Govt.	Aided	SC	ST	OBC	GEN
61.14	60.96	61.31	61.24	58.91	61.14	0.00	56.54	33.33	61.48	68.07

## Performance on Learning Outcomes (LOs)

Learning Outcomes	Description	Average Performance(%)
L504	Reads and comprehends independently storybooks, news items/ headlines, advertisements etc.	53.59
L508	Reads text with comprehension, locates details and sequence of events	64.92

Range of Performance of Students who Answered Correctly							
Below 30%		30% - 50%		50% - 75%		Above 75%	
Number	%	Number	%	Number	%	Number	%
118	9.05	266	20.40	574	44.02	346	26.53

## Lowest Performing Learning Outcomes (LOs)

- 1 - Reads and comprehends independently storybooks, news items/ headlines, advertisements etc. (53.59)
- 2 - Reads text with comprehension, locates details and sequence of events (64.92)